

002103

2010-013

**2009****§ 1**

1.1

www.cninfo.com.cn

1.2

1.3

( )

**§ 2****2.1**

	002103
	1
	315153
	1
	315153
	www.guangbo.net
	stock@guangbo.net

**2.2**

	1	1
	0574-28827003	0574-28827003
	0574-28827006	0574-28827006
	stock@guangbo.net	stock@guangbo.net

**§ 3****3.1**

	2009	2008		2007
	850,099,820.14	871,463,696.80	-2.45%	831,710,592.31
	84,292,391.73	74,767,679.80	12.74%	102,757,369.87
	68,833,087.73	66,857,011.33	2.96%	76,991,388.14
	61,413,493.11	54,303,129.59	13.09%	64,944,485.69
	79,139,368.55	58,845,598.48	34.49%	40,478,837.60
	2009	2008		2007
	1,053,192,388.13	1,129,578,715.67	-6.76%	871,376,741.67
	683,308,809.17	643,358,043.34	6.21%	599,115,795.22
	218,431,000.00	218,431,000.00	0.00%	218,431,000.00

## 3.2

	2009	2008		2007
/	0.32	0.31	3.23%	0.35
/	0.32	0.31	3.23%	0.35
/	0.28	0.25	12.00%	0.30
%	10.38%	10.66%	-0.28%	13.57%
%	9.26%	8.66%	0.60%	11.45%
/	0.36	0.27	33.33%	0.19
	2009	2008		2007
/	3.13	2.95	6.10%	2.74

	634,695.65	
	8,469,225.94	
	-839,275.00	
	910,869.08	
	-1,749,801.29	
	-6,119.76	
	7,419,594.62	-

## 3.3

## § 4

## 4.1

			+ -						
	145,194,378	66.47%				-22,740,855	-22,740,855	122,453,523	56.06%
1									
2									
3	145,194,378	66.47%				-26,651,601	-26,651,601	118,542,777	54.27%
	72,080,481	33.00%				-18,036,622	-18,036,622	54,043,859	24.74%
	73,113,897	33.47%				-8,614,979	-8,614,979	64,498,918	29.53%
4									
5						3,910,746	3,910,746	3,910,746	1.79%
	73,236,622	33.53%				22,740,855	22,740,855	95,977,477	43.94%
1	73,236,622	33.53%				22,740,855	22,740,855	95,977,477	43.94%
2									
3									
4									
	218,431,000	100.00%						218,431,000	100.00%

	44,072,370	0	0	44,072,370		2010	1 11
	32,646,200	0	0	32,646,200		2010	1 11
	21,397,659	0	0	21,397,659		2010	1 11
	20,426,548	0	0	20,426,548		2010	1 11
	9,111,364	9,111,364	0	0		2009	8 29

	8,925,258	8,925,258	0	0		2009 8 29
	3,854,064	3,854,064	0	0		2009 8 29
	3,400,651	3,400,651	0	0		2009 8 29
	1,360,264	1,360,264	0	0		2009 8 29
	145,194,378	26,651,601	0	118,542,777		

**4.2 10 10**

	16,670
--	--------

--	--

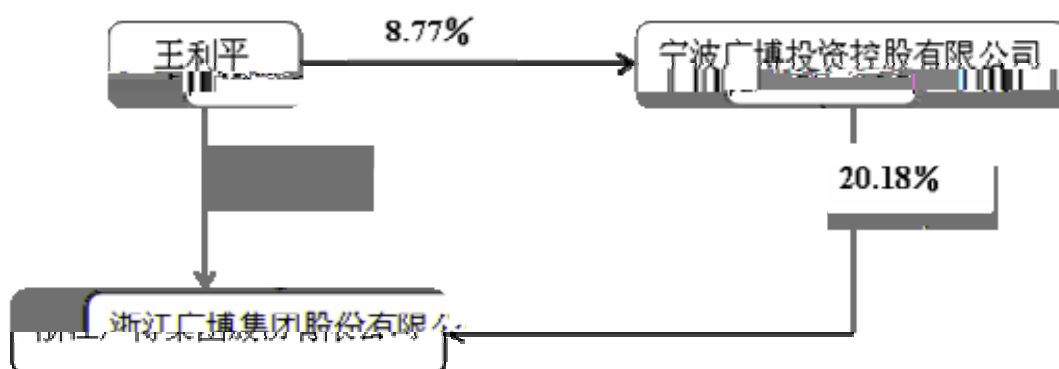
## 4.3

## 4.3.1

## 4.3.2

1960 6 26	1992
-----------	------

## 4.3.3



## § 5

## 5.1

			50	2007 18	12	2010 14	12	44,072,370	44,072,370		36.00
			54	2007 18	12	2010 14	12	0	0		0.00
			49	2007 18	12	2010 14	12	0	0		0.00
			40	2007 18	12	2010 14	12	20,426,548	20,426,548		28.00
			48	2007 18	12	2010 14	12	0	0		18.00
			48	2007 18	12	2010 14	12	1,360,264	1,086,998		18.00

			61	2007 18	12	2010 14	12	0	0		6.46	
			64	2007 18	12	2010 14	12	0	0		6.46	
			47	2007 18	12	2010 14	12	0	0		6.46	
			61	2007 18	12	2010 14	12	3,854,064	3,354,064		18.00	
			48	2007 18	12	2010 14	12	0	0		6.00	
			34	2007 18	12	2010 14	12	0	0		6.00	
			41	2007 18	12	2010 14	12	0	0		18.00	
			44	2007 18	12	2010 14	12	0	0		18.00	
			30	2007 18	12	2010 14	12	0	0		10.00	
	-	-	-	-	-	-	-	69,713,246	68,939,980	-	195.38	-

## 5.2

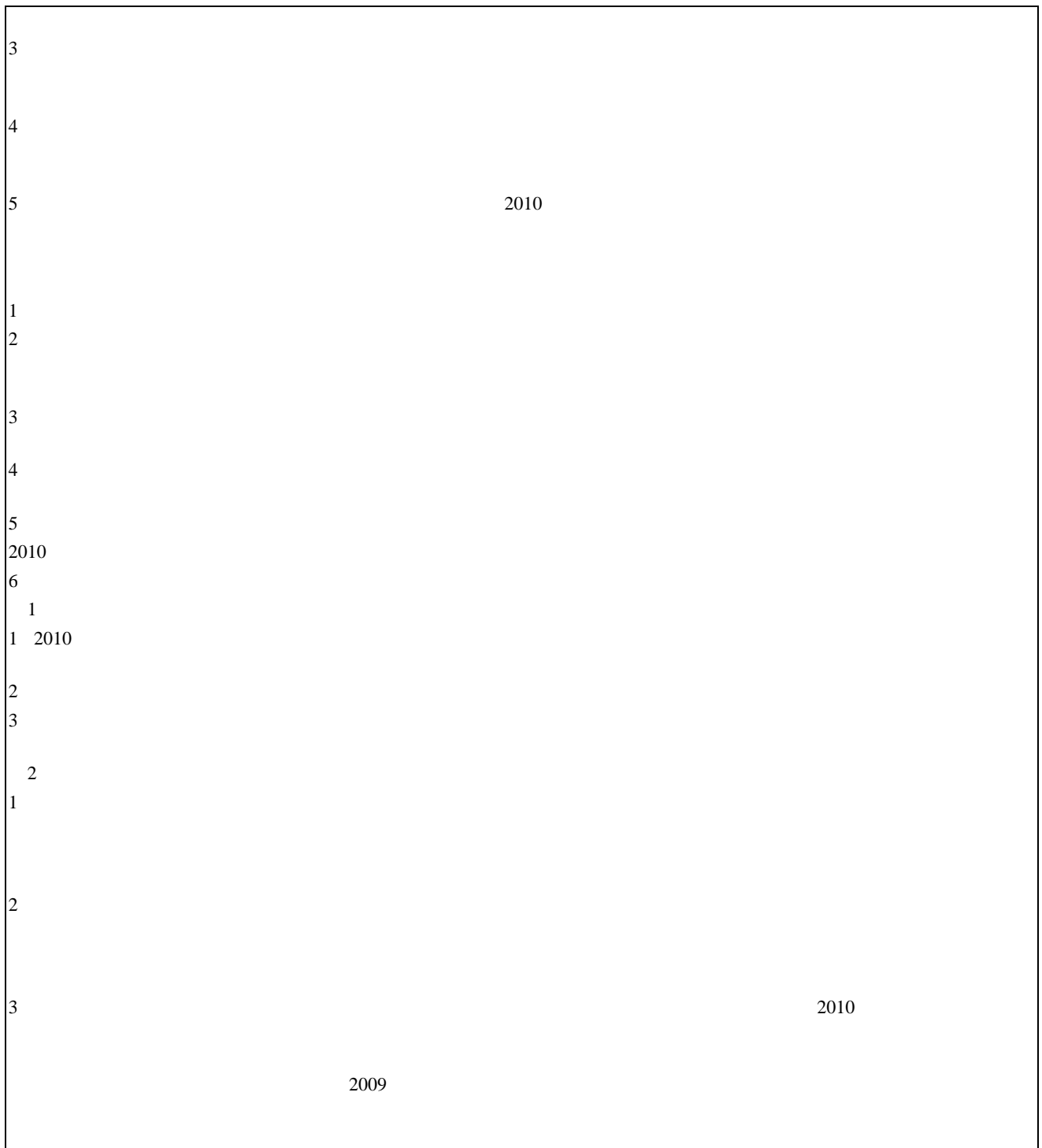
				4		2		2		0		0
				4		1		2		1		0
				4		1		2		1		0
				4		2		2		0		0
				4		2		2		0		0
				4		2		2		0		0
				4		2		2		0		0
				4		2		2		0		0

												4
												2
												2
												0

§ 6

6.1

1					
2009					
2009	85,009.98	2.45 %	7,306.35	8429.24	
	6,883.31	26.17%	12.74%	2.96%	
2					
2009					
1					
2					
3					
4					
5					
3					
1					
2					
4					
1					
2010					
2	2010				
1	2010				
10%	211	20%		10%	
(	2010				
)					



6.2

			%	%	%
--	--	--	---	---	---







## 6.7

## 6.8

## 6.9

		2009		68,833,087.73
2,812,032.58	28,120,325.75			10%
64,922,238.89	68,446,837.72	2009	28,832,892.00	
		2009	21,843.1	10
1.5	32,764,650.00		50.47%	32,157,588.89

2008	50,675,992.00	66,857,011.33	75.80%
2007	0.00	76,991,388.14	0.00%
2006	18,994,000.00	62,982,323.53	30.16%
	%		101.05%

## § 7

## 7.1

## 7.2

7.1 7.2

## 7.3

						0.00
	A					0.00

		7,726.26
B		21.12
A+B		21.12
		0.03%
C		0.00
70% D		3,392.98
50% E		0.00
C+D+E		3,392.98

## 7.4

## 7.4.1

	4,020.59	72.34%	0.00	0.00%
	5.30	0.10%	0.00	0.00%
	1.30	0.02%	0.00	0.00%
	1.98	0.03%	0.00	0.00%
	555.47	92.31%	0.00	0.00%
	0.51	0.15%	0.00	0.00%
	0.16	0.05%	0.00	0.00%
	4,585.31	0.00%	0.00	0.00%

0.00

## 7.4.2

## 7.4.3 2009

## 7.5

## 7.6

1		-
2	-	5%

		36	
			12
		2009 8 28	
		24	
		2009 8 28	

## 7.7

7.8


7.8.1

7.8.2

7.8.3

7.8.4

7.8.5



--	--	--

§ 8

4	2009	2009	4	1	3	3
1	2008					
2						
1	2008					
2	2008					
3	2008					
4	2009					
5	2008					
6	2008					
7						
3		2009	4	23	3	3
	2009					
		2009	8	24	3	3
	2009					
		2009	10	23	3	3
	2009					
1	2009					2009
2	2009					
3	2009					
4	2009					
5				2009		
6	2009				2009	

§ 9

9.1

	(2010)2088

	12 31		2009	2009	2009
					1
	2			3	
		2009 12 31		2009	
		128		8	
	2010 04 08				

## 9.2

### 9.2.1

2009 12 31

	153,224,654.63	92,038,150.12	336,056,438.31	96,023,636.58
	410,000.00	410,000.00	266,225.00	146,724.54
	127,973,102.22	25,299,514.32	124,130,540.73	134,662,457.53
	20,442,157.99	52,745,537.71	48,716,733.60	30,189,502.97
			3,060,000.00	3,060,000.00



	30,070,252.82	61,981,194.22	17,684,787.68	78,864,607.06
	153,925,114.24	11,134,713.95	140,254,148.61	8,578,473.76
	486,045,281.90	243,609,110.32	670,168,873.93	351,525,402.44
		66,924,661.72		60,796,855.16
	14,957,643.89	129,849,374.59	15,490,319.20	65,550,049.71
	470,180,646.19	221,465,707.23	334,297,123.51	165,727,472.92
	36,751,039.49	36,751,039.49	70,231,869.69	69,486,659.24
	30,026,214.03	14,947,775.94	30,352,849.28	15,923,190.57
	1,123,681.97		837,564.87	
	7,486,271.06	7,335,970.45	3,016,183.42	2,325,925.93
	6,621,609.60	1,141,659.83	5,183,931.77	1,830,786.56
	567,147,106.23	478,416,189.25	459,409,841.74	381,640,940.09
	1,053,192,388.13	722,025,299.57	1,129,578,715.67	733,166,342.53
	35,000,000.00	35,000,000.00	142,000,000.00	142,000,000.00
	108,740,000.00	108,740,000.00	160,580,000.00	7,020,000.00
	148,064,044.28	12,496,002.20	107,359,583.53	16,237,295.80
	18,710,755.69	55,877.06	18,794,225.58	55,877.06

	9,062,977.60	4,792,897.08	21,322,225.26	11,968,200.28
	348,422,310.60	168,583,565.64	474,184,259.51	184,726,879.35
	854,837.00	854,837.00		
	4,860,000.00	4,860,000.00		
	5,714,837.00	5,714,837.00		
	354,137,147.60	174,298,402.64	474,184,259.51	184,726,879.35
	218,431,000.00	218,431,000.00	218,431,000.00	218,431,000.00
	226,866,354.19	226,923,158.70	226,995,625.15	226,923,158.70
	37,450,499.34	37,450,499.34	34,638,466.76	34,638,466.76
	202,025,334.01	64,922,238.89	164,837,170.86	68,446,837.72
	-1,464,378.37		-1,544,219.43	
	683,308,809.17	547,726,896.93	643,358,043.34	548,439,463.18
	15,746,431.36		12,036,412.82	
	699,055,240.53	547,726,896.93	655,394,456.16	548,439,463.18
	1,053,192,388.13	722,025,299.57	1,129,578,715.67	733,166,342.53

## 9.2.2

2009 1-12

	850,099,820.14	214,245,201.65	871,463,696.80	214,033,512.82
	850,099,820.14		871,463,696.80	
	777,036,347.12	187,682,682.07	813,555,974.29	207,196,721.89

	656,454,608.62	150,974,779.39	696,419,579.62	162,551,608.69
	2,927,778.91	1,649,202.80	2,543,062.03	1,567,591.66
	56,138,473.12	81,085.05	49,830,128.67	2,376,722.66
	54,907,190.42	36,741,925.79	47,916,130.21	31,061,448.45
	2,881,378.41	3,576,272.71	13,194,646.86	1,026,432.11
	3,726,917.64	-5,340,583.67	3,652,426.90	8,612,918.32
-				70,563,863.12
-				
-	73,063,473.02	26,562,519.58	57,907,722.51	77,400,654.05
	14,140,669.82	8,306,336.46	20,191,375.07	15,543,921.98
	2,911,751.11	1,675,393.74	3,331,417.78	2,022,045.51
	8,623.73	5,334.01	1,799,205.67	1,702,590.64
-	84,292,391.73	33,193,462.30	74,767,679.80	90,922,530.52
	13,144,923.04	5,073,136.55	6,861,833.12	2,193,253.73
	71,147,468.69	28,120,325.75	67,905,846.68	88,729,276.79
	68,833,087.73	28,120,325.75	66,857,011.33	88,729,276.79

9.2.3

2009 1-12

--	--	--

	9,058,535.60	3,060,000.00	1,008,000.00	72,170,825.82
	886,700.00	886,700.00	360,409.27	253,160.00
				1,037.30
	5,155,537.60	640,113.42	180,678,335.63	169,923,270.67
	15,100,773.20	4,586,813.42	182,046,744.90	242,348,293.79
	125,235,630.97	96,741,370.25	208,688,329.54	125,601,879.95
	6,127,806.56	6,127,806.56		5,500,000.00
	4,346,236.98			165,056.40
	135,709,674.51	102,869,176.81	208,688,329.54	131,266,936.35
	-120,608,901.31	-98,282,363.39	-26,641,584.64	111,081,357.44
			4,500,000.00	
			4,500,000.00	
	185,000,000.00	185,000,000.00	267,000,000.00	218,000,000.00
	273,447,517.56	38,578,317.56		
	458,447,517.56	223,578,317.56	271,500,000.00	218,000,000.00
	292,000,000.00	292,000,000.00	145,000,000.00	96,000,000.00
	34,442,091.98	33,384,163.67	33,283,099.33	27,907,380.00
			3,277,297.66	
	191,773,993.39	83,202,793.39	13,677,524.17	2,109,524.17
	518,216,085.37	408,586,957.06	191,960,623.50	126,016,904.17
	-59,768,567.81	-185,008,639.50	79,539,376.50	91,983,095.83
	79,841.06		-771,663.21	
	-101,158,259.51	-48,609,962.29	110,971,727.13	77,626,650.23
	207,378,914.14	93,914,112.41	96,407,187.01	16,287,462.18
	106,220,654.63	45,304,150.12	207,378,914.14	93,914,112.41

## 9.2.4

2009

	2009										2008									
	218,431,000.00	226,995,625.15			34,638,466.76		164,837,170.86	-1,544,219.43	12,036,412.82	655,394,456.16	218,431,000.00	226,995,625.15			25,765,539.08		128,696,187.21	-772,556.22	9,764,875.13	608,880,670.35
	218,431,000.00	226,995,625.15			34,638,466.76		164,837,170.86	-1,544,219.43	12,036,412.82	655,394,456.16	218,431,000.00	226,995,625.15			25,765,539.08		128,696,187.21	-772,556.22	9,764,875.13	608,880,670.35
-		-129,270.96			2,812,032.58		37,188,163.15	79,841.06	3,710,018.54	43,660,784.37					8,872,927.68		36,140,983.65	-771,663.21	2,271,537.69	46,513,785.81
							68,833,087.73		2,314,380.96	71,147,468.69							66,857,011.33		1,048,835.35	67,905,846.68
								79,841.06		79,841.06								-771,663.21		-771,663.21

						68,833,087.73	79,841.06	2,314,380.96	71,227,309.75						66,857,011.33	-771,663.21	1,048,835.35	67,134,183.47
		-129,270.96						1,395,637.58	1,266,366.62								4,500,000.00	4,500,000.00
1								1,395,637.58	1,395,637.58									
2																	4,500,000.00	4,500,000.00
3		-129,270.96							-129,270.96									
					2,812,032.58	-31,644,924.58			-28,832,892.00				8,872,927.68	-30,716,027.68			-3,277,297.66	-25,120,397.66
1					2,812,032.58	-2,812,032.58							8,872,927.68	-8,872,927.68				
2																		
3						-28,832,892.00			-28,832,892.00					-21,843,100.00			-3,277,297.66	-25,120,397.66
4																		
1																		
2																		

3																				
4																				
1																				
2																				
	218,431,000.00	226,866,354.19			37,450,499.34		202,025,334.01	-1,464,378.37	15,746,431.36	699,055,240.53	218,431,000.00	226,995,625.15			34,638,466.76		164,837,170.86	-1,544,219.43	12,036,412.82	655,394,456.16

## 9.2.5

2009

	218,431,000.00	226,923,158.70			34,638,466.76		68,446,837.72	548,439,463.18	218,431,000.00	226,923,158.70				25,765,539.08			10,433,588.61		481,553,286.39	
	218,431,000.00	226,923,158.70			34,638,466.76		68,446,837.72	548,439,463.18	218,431,000.00	226,923,158.70				25,765,539.08			10,433,588.61		481,553,286.39	
					2,812,032		-3,524,59	-712,566.						8,872,927			58,013,24		66,886,17	



-					.58		8.83	25					.68		9.11	6.79
							28,120,32	28,120,32							88,729,27	88,729,27
							5.75	5.75							6.79	6.79
							28,120,32	28,120,32							88,729,27	88,729,27
							5.75	5.75							6.79	6.79
1																
2																
3																
					2,812,032		-31,644,9	-28,832,8					8,872,927		-30,716,0	-21,843,1
					.58		24.58	92.00					.68		27.68	00.00
1					2,812,032		-2,812,03						8,872,927		-8,872,92	
					.58		2.58						.68		7.68	
2																
3							-28,832,8	-28,832,8							-21,843,1	-21,843,1
							92.00	92.00							00.00	00.00
4																
1																

2																
3																
4																
1																
2																
	218,431,000.00	226,923,158.70			37,450,499.34		64,922,238.89	547,726,896.93	218,431,000.00	226,923,158.70			34,638,466.76		68,446,837.72	548,439,463.18

9.3

9.4

9.5

					2009 9 30
					6,127,806.56
					10,204,082.00
					2009
11 26	51%	6,127,806.56		2009 11 30	
		2009 12			